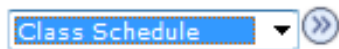




VIEW/PRINT MY CLASS SCHEDULE

1. Log on to the Campus Connection Portal

Under Academics:

2. Click the drop down arrow



3. Select Class Schedule
4. Click the  button
5. Select the appropriate term
6. Click 
7. Select Printer/Friendly Page at the bottom of the screen
8. Click the print button on your browser toolbar